






nooconz Hoop Kit

4+

Completing this kit requires one high quality pool noodles with a 25mm hole and 70mm outside diameter for each complete hoop. Major retailers stock quality brands.

Assembly video available on www.nooconz.com.au

Unpack the kit and check there a 4 screws, 2 short joiners, a spanner and instructions	
Insert the screws into the end of the noodle using the spanner to screw it in	
Press the joiner onto one of the barbs, taking care to line up the barb and the holes in the joiner	
Complete the hoop by connecting the short joiner to the other barb	
Undo the hoop by unlocking the barb with the long end of the spanner	

This kit turns pool noodles into fun aquatic toys

WARNING : Aquatic toys are not life-saving devices and should only be used in shallow water and under supervision

Register at www.nooconz.com.au to keep updated
Patent Pending






nooconz® HP-001i

nooconz Hoop Kit

4+

Completing this kit requires one high quality pool noodles with a 25mm hole and 70mm outside diameter for each complete hoop. Major retailers stock quality brands.

Assembly video available on www.nooconz.com.au

Unpack the kit and check there a 4 screws, 2 short joiners, a spanner and instructions	
Insert the screws into the end of the noodle using the spanner to screw it in	
Press the joiner onto one of the barbs, taking care to line up the barb and the holes in the joiner	
Complete the hoop by connecting the short joiner to the other barb	
Undo the hoop by unlocking the barb with the long end of the spanner	

This kit turns pool noodles into fun aquatic toys

WARNING : Aquatic toys are not life-saving devices and should only be used in shallow water and under supervision

Register at www.nooconz.com.au to keep updated
Patent Pending

nooconz® HP-001i